



### District Report Card: 2017


<b>State:</b> Chhattisgarh	<b>District:</b> Kanker
<b>Class:</b> 8	<b>Subject:</b> Mathematics
<b>Schools:</b> 49	<b>Students:</b> 1043


### Participation/Coverage


#### Students

<div>GENDER</div> <div></div>	Boys		Girls	
	Number	%	Number	%
	517	49.57	526	50.43

<div>AREA</div> <div></div>	Rural		Urban	
	Number	%	Number	%
	962	92.23	81	7.77

<div>CATEGORY</div> <div></div>	SC		ST		OBC		GEN	
	Number	%	Number	%	Number	%	Number	%
	35	3.36	605	58.01	211	20.23	192	18.41

<div>CWSN</div> <div></div>	LD	VI	HI	S&LD	ID	Oth
	3	1	3	1	0	2

<div>Management</div> <div></div>	Government		Government-aided	
	Number	%	Number	%
	1043	100.00	0	0.00

### Average Performance of Students in Mathematics (%)

Overall	Gender		Area		Management		Social Group			
	Male	Female	Rural	Urban	Govt.	Aided	SC	ST	OBC	GEN
30.29	30.54	30.05	30.15	31.93	30.29	0.00	30.10	28.34	27.99	38.99

## Performance on Learning Outcomes (LOs)

Learning Outcomes	Description	Average Performance(%)
M601	Solves problems involving large numbers by applying appropriate operations	33.71
M606	Solves problems on daily life situations involving addition and subtraction of fractions / decimals	25.52
M620	Finds out the perimeter and area of rectangular objects in the surroundings like floor of the class room, surfaces of a chalk box etc.	26.85
M621	Arranges given/collected information in the form of table, pictograph and bar graph and interprets them	26.10
M702	Interprets the division and multiplication of fractions	30.01
M705	Solves problems related to daily life situations involving rational numbers	25.22
M706	Uses exponential form of numbers to simplify problems involving multiplication and division of large numbers	24.32
M707	Adds/subtracts algebraic expressions	35.86
M710	Solves problems related to conversion of percentage to fraction and decimal and vice versa	22.59
M717	Finds out approximate area of closed shapes by using unit square grid/graph sheet	32.00
M719	Finds various representative values for simple data from her/his daily life contexts like mean, median and mode	43.05
M721	Interprets data using bar graph	43.05
M801	Generalizes properties of addition, subtraction, multiplication and division of rational numbers through patterns	27.80
M802	Finds rational numbers between two given rational numbers	33.20
M803	Proves divisibility rules of 2, 3, 4, 5, 6, 9 and 11	38.10
M804	Finds squares, cubes, square roots and cube roots of numbers using different methods	26.25
M808	Uses various algebraic identities in solving problems of daily life	35.33
M812	Verifies properties of parallelogram and establishes the relationship between them through reasoning	23.02
M818	Finds surface area and volume of cuboidal and cylindrical object	19.11
M819	Draws and interprets bar charts and pie charts	30.30

Range of Performance of Students who Answered Correctly							
Below 30%		30% - 50%		50% - 75%		Above 75%	
Number	%	Number	%	Number	%	Number	%
600	57.53	302	28.95	115	11.03	26	2.49

## Lowest Performing Learning Outcomes (LOs)

- 1 - Finds surface area and volume of cuboidal and cylindrical object (19.11)
- 2 - Solves problems related to conversion of percentage to fraction and decimal and vice versa (22.59)
- 3 - Verifies properties of parallelogram and establishes the relationship between them through reasoning (23.02)

- 4 - Uses exponential form of numbers to simplify problems involving multiplication and division of large numbers (24.32)
- 5 - Solves problems related to daily life situations involving rational numbers (25.22)